

TVoTP Amplifier - CableTV & Terrestrial DIN-rail / 19" / wall mountable



ABI-EV4024S00

- ✓ Outstanding TV picture quality
- ✓ Transmit RF TV signals over high-grade Twisted Pair cabling
- ✓ CableTV (DVB-C) or Terrestrial (DVB-T) feeder networks
- ✓ 88 - 1006 MHz Forward path
- ✓ 5 - 65 MHz Return path
- ✓ 24 x RJ45 Twisted Pair balanced TV or STB home cabling outputs



This 1.006MHz wideband RF coax-to-twisted pair TV amplifier is the hub for the larger home or multi-tenant building project for coaxial network CableTV signals with or without in-band return path for interactive services (DVB-C) or aerial-based television and radio channels (FM, analog VHF-UHF, DVB-T)

Input coax port:

The amplifier's input accepts broadband FM and TV signals in the range between 88 and 1.006MHz. The port also carries return path signals in the reverse direction in a band between 5MHz and 65MHz for use on Docsis compliant CableTV networks.

Output RJ45 ports:

The combination FM/VHF/UHF (extended to 1.006MHz) is offered on 24 RJ45 connectors that can be connected via shielded Cat6A, Cat7, Cat7A, Cat8 or OmniMedia cable to RJ45 wall outlets. All RJ45 ports carry back in-band return path signals for interactive digital TV services.

The front panel also sports an F-type test connector that replicates the amplifier's power stage output signal.

The amplifier can be mounted vertically, or laid flat on a shelf. This enables the use inside residential and industrial enclosures, mounted on a wall, inside a DIN rail enclosure, inside a 19" rack or placed on a tabletop or shelf.

The sturdy metal housing provides exceptional thermal conduction, effectively cooling the electronics, and protection from Electromagnetic interference and Electrostatic Discharge.

The amplifier has a built-in 230VAC mains power supply.

CHARACTERISTICS

- 1 F coax input: DS Aerial or CableTV and US return path
- 1F coax test port: DS Aerial or CableTV and US return path
- RJ45 output ports: 88-1006MHz downstream, gain +5,5 to +21,5dB, slope 0 to 18dB attenuation. Max output 101dBμV, 83,5dBμV@CTB. 5-65MHz upstream return path, gain -5,5 to +10,5dB, slope 0 to 6dB attenuation

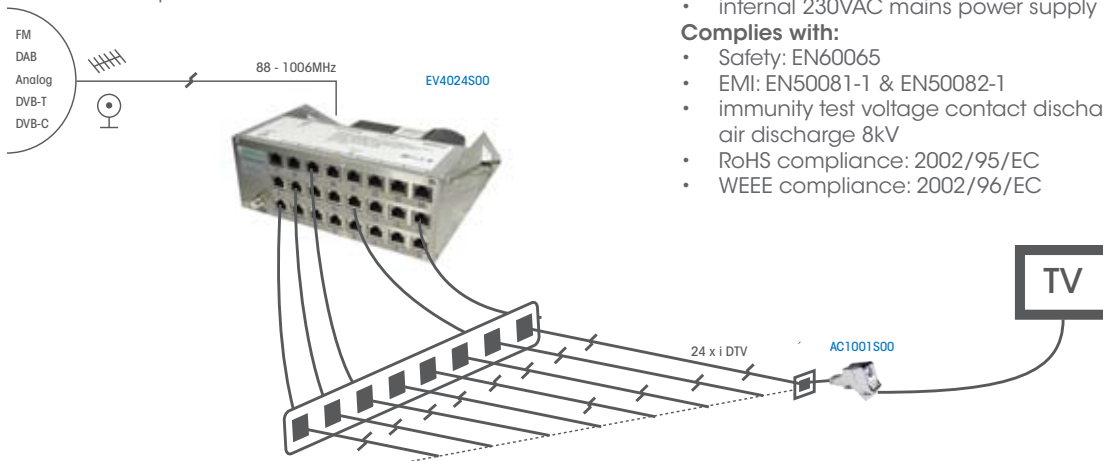
- Max. Link length on OmniMedia HD1000 cable:

	DVB-C	DVB-T
Full TV band	≥ 40m	≥ 60m
Single TV channel	≥ 75m	≥ 90m

- internal 230VAC mains power supply


Complies with:

- Safety: EN60065
- EMI: EN50081-1 & EN50082-1
- immunity test voltage contact discharge 4kV, air discharge 8kV
- RoHS compliance: 2002/95/EC
- WEEE compliance: 2002/96/EC




Specifications are subject to change without notice.

OPERATION



power stage output test port
(-1.5dB compared to RJ45's)
on coax F connector

DTT /CABLE outputs
with interactive return path
on RJ45 connectors



TVoTP amplifier input
coax F-connector

Grounding lug
**MUST IMPERATIVELY BE CONNECTED
TO PROTECTIVE GROUND!**

230 VAC
mains cord

MOUNTING



vertical mount

- on wall
- on DIN rail
(order ABI-VE1001S02 clips)



horizontal mount

- on a 19" tray
(2 units can be placed side-by-side for high density of 48 ports on 3HU)
- on desktop or wall-mount-shelf